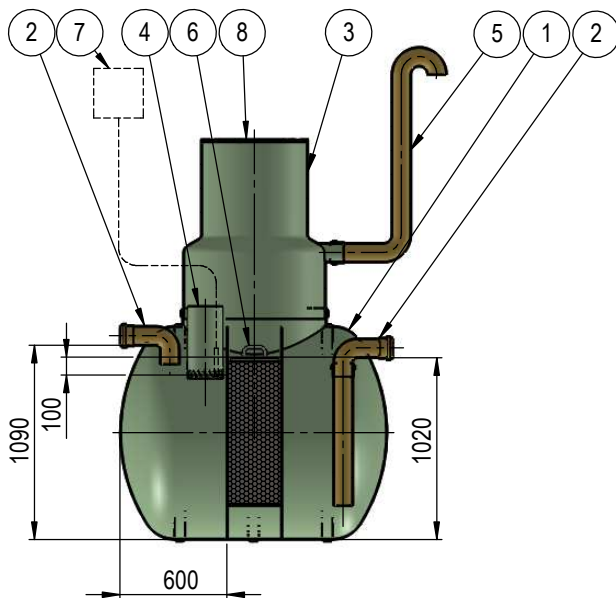
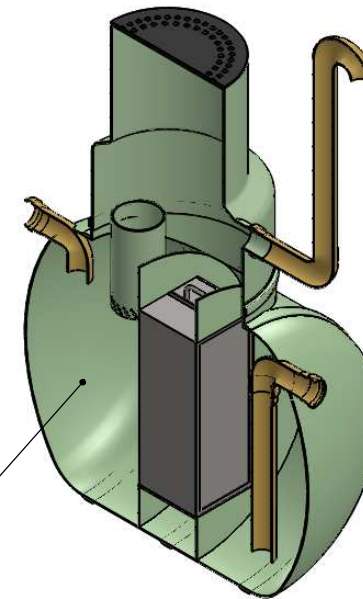


A - A



B - B

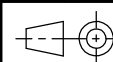


Oil separator chamber  
oil layer volume 45 l  
useful volume 510 l



Separator max. flow: 1.5 l/s  
h = inlet distance from ground (default 1500):

Item	Part	Description	Std. qty.	Need
1	Separator housing	fiberglass, $\phi$ 1200 x 1500	1	
2	Inlet-/outlet sewer	DN110	2	
3	Maintenance shaft	$\phi$ 800/600	1	
4	Oil removal shaft	$\phi$ 200	1	
5	Ventilation outlet	DN110	1	
6	Coalescer block		1	
7	Level alarm device		1	
8	Top cover	plastic	1	
		cast iron		



Weight

Date

7.04.2021

Drawn by E. Väljaots

Drawing no. KPO.01.01



**Klaasplast OÜ**  
reg.kood: 11862070  
tel: +372 5691 1914  
info@mahuti.ee  
www.mahuti.ee

Title

I-class oil separator

Sheet  
1/1

Scale  
1 : 30

Article no.

NS1.5